
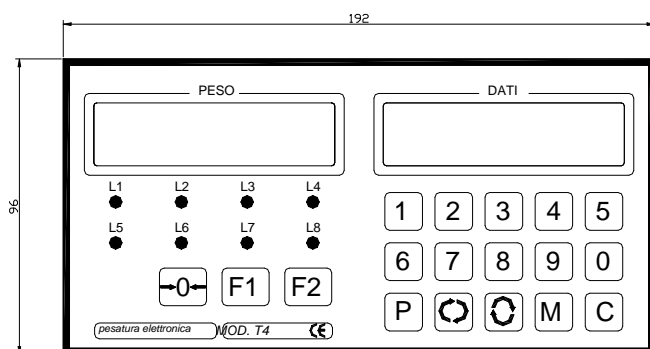


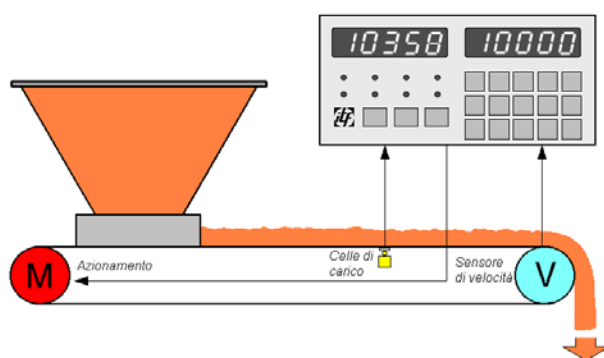


- Automatic calibrations
- Scale zero
- 1 set point and 1 totalizer
- Hardware Test function for wiring check
- Visualization: flow rate / weight / speed / totalizer / set point
- Automatic or manual control
- On-line setup of working parameters
- Weight pulse for external totalization

DIMENSIONS [mm]



TYPICAL APPLICATION



GENERAL FUNCTIONS

- Flow rate regulation
- Control of motor's driver
- Serial and analog lines for data transmission
- Time response (parameter): 0,3 ÷ 90 sec

SETTINGS

- Nominal flow rate and tolerance value set
- Speed (without encoder)
- F.S. of: flow rate, weight and speed
- Set-up serial and analog parameters
- Decimal point: 1 ÷ 4
- Increment value: 1 - 2 - 5 - 10

OPTIONS

- RS 232 / RS 485 full duplex
- A secondary analog output 4÷20mA / 0÷20mA / 0÷10V

ALARMS

- Min and Max set
- Out of tolerance
- Min speed

TECHNICAL DATA				
		Symbol	Value	u.m.
Sup-Env	AC power supply	Vi	220 ± 10% 50 / 60 Hz (24Vac on request)	V
	Max consumption	P	15	VA
	Operating temperature	Te	0 ÷ + 40	°C
	Storage temperature	Ts	- 20 ÷ + 70	°C
Cells	Connectible N° of cells		Max 8 350 Ω load cells in parallel	
	DC power supply	E	12 - 250 mA short circuit proof	V
	Wiring		4 wires + shield	
ADC	Sensitivity		1,8	μV/div
	Conversion rate		3,3	
	Resolution		> 35.000 with 100% of the load cell signal	pti
Perform	Resolution		10.000	div
	Accuracy		0,1% F.S.	
	Linearity		0,01% F.S.	
	Dead load range		100% F.S.	
Inp / Out	Display		2 groups - 6 digits	
	Keyboard		Polyester membrane	
	LED		8 signaling	
	Input for speed		Encoder or analog signal	
	Digital inputs	I ₁ ÷ I ₄	Mechanical switching or NPN/PNP transistor 24Vdc	
	Digital output	U ₁ ÷ U ₅	Transistor open collector NPN/PNP 24Vdc	
	Analog output		0÷10V; 0÷20mA; 4÷20mA for control and transmission	
	Resolution		4096	
Box	Housing		Alluminium box	
	Dimensions		H = 96; L = 192; P = 200	mm
	Mounting		Panel mounting	
	Optional cards slots		4 with D-SUB connector	
	Protection class		IP 52	

BACK PANEL

